

UPPING YOUR AUDIO GAME



SMITTY (WB1G)
smitty@wb1g.com

MY BACKGROUND

CHIEF ENGINEER

95.5 KCSC Livewire Radio
1997-2001

CHIEF ENGINEER - 1998-2003


95.1 KMXI / 103.5 KHSL / 97.7 KHHZ / 1340 KEWE / 1290 KPAY
Clear Channel Radio | Chico, CA

AST. CHIEF ENGINEER - 2003-2005

1530 KFBK / 650 KSTE / 92.5 KGBY / 101.1 KHYL
Clear Channel Radio | Sacramento, CA

WHAT I LEARNED QUICK

- Processing music with 15 Khz of bandwidth is a whole lot different than processing for 3 Khz
- LESS IS MORE
- Be careful with the audio gain and compression.



THE FOREVER DEBATE

What's Your Budget?



\$330



\$100



\$450



\$400

DOES IT MATTER?

Yes... and No



\$330



\$100

+6 - +18



\$450



\$400

+60dB

Can I just plug one of these into my radio?

YOU'VE GOT THE GEAR NOW LET'S PIPE IN THE AUDIO



PARTS LIST



- MH-48 DTMF Microphone \$14.99
- Project Box of your choice \$5 - \$10
- Latching Toggle Switch \$5
- Momentary Latch Switch \$5
- (2) 1/4" TRS Female Surface Mount Connectors \$5 - \$10



WHAT DO YOU REALLY NEED



\$99



\$29 (no USB) - \$59

AUDIO IN FROM YOUR RADIO (SPEAKER JACK)

AUDIO OUT TO YOUR RADIO




RADIO AUDIO INTERFACES

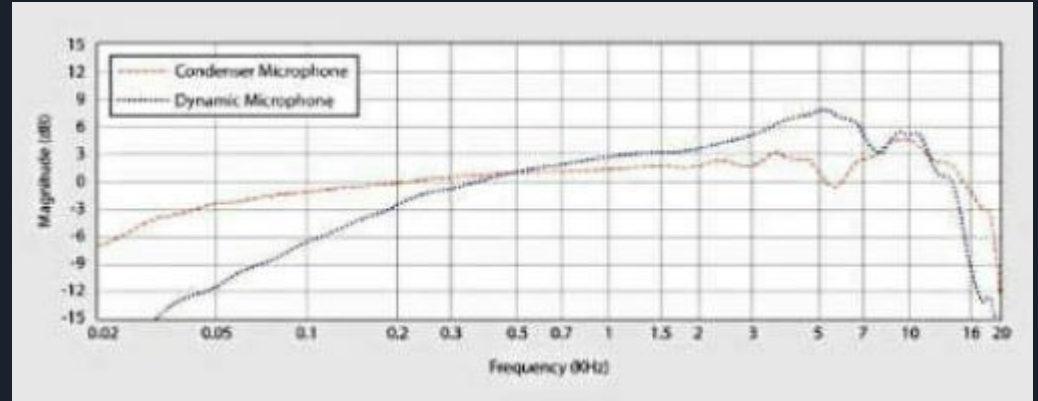





YOU GOT THE IN'S...
NOW THE OUTS...



SURPRISE GIVEAWAY





NEED HELP?

Want an ear to help you with your audio on the air?

SMITTY

smitty@wb1g.com